



2020 EUROPEAN AEROSOL PRODUCTION

01 
Introduction

02 
European production

03 
Production by country

04 
Production by segment

05 
Worldwide production



01
Introduction

02
European
production

03
Production
by country

04
Production
by segment

05
Worldwide
production



01. Introduction

The data annually collected among FEA members, focus on giving a detailed summary on European aerosol products production by country, segment and type. 5.2 billion over 16 billion units globally produced, are made in Europe. A worldwide production overview lastly concluded this report.

5.2 billion

aerosol produced in Europe (2020)

About FEA

The **FEA (Fédération Européenne des Aérosols or European Aerosol Federation)** was founded in 1959. It functions as the European voice for the industry and the coordination office for its national associations. The Federation represents today 18 European countries which include more than 350 SMEs and multinationals active in the aerosol industry.

Its area of activity is tightly defined and offers unique expertise on aerosol dispensers at European level on challenging aspects such as flammability, pressure resistance, packaging and components fittings, filling, testing, warehousing, transport, recycling, propellants and solvents.





01
Introduction

02
European
production

03
Production
by country

04
Production
by segment

05
Worldwide
production



What we do?

Regulatory

- **Participate in different institutional and industry platforms**, being particularly involved in the following areas: Product safety, Chemicals, Classification, Labelling and Packaging, Industrial safety, Transport of Dangerous Goods, Propellants and solvents issues, Legal metrology, Recycling, etc.
- **Prepare and coordinate the actions of the National Associations** regarding current and forthcoming legislation and regulation

Expertise and support

- Provide **help to our members regarding technical, legal and regulatory affairs** and keep them up-to-date
- **Develop and update industry standards and guidance** documents to promote best practices within the industry
- **Work closely with sectoral associations** and contribute our expertise to the discussions
- **Support aerosol associations worldwide** in order to foster safety and global harmonisation



01
Introduction

02
European
production

03
Production
by country

04
Production
by segment

05
Worldwide
production



02. European production

According to reported fillings for European aerosol products, overall unit production reached **5.2 billion in 2020**, reflecting again a slight decrease from previous production numbers.

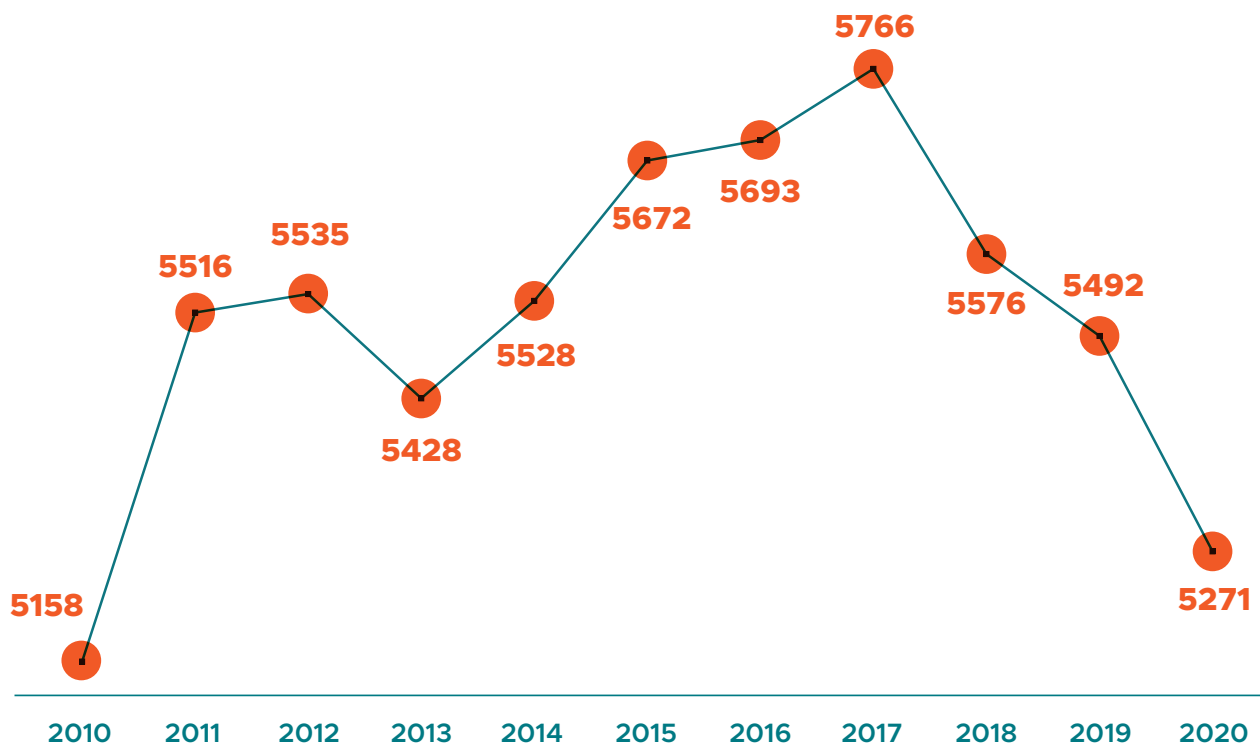


Fig.1. European production evolution (2010-2020, in '000 000 units)



01
Introduction

02
European
production

03
Production
by country

04
Production
by segment

05
Worldwide
production



03. Production per country

United Kingdom, Germany and France provide more than 60% of the annual aerosol production in Europe in all segments. Together with Italy, Netherlands and Spain, more than 4.0 billion units of aerosol dispensers are produced in 2020.

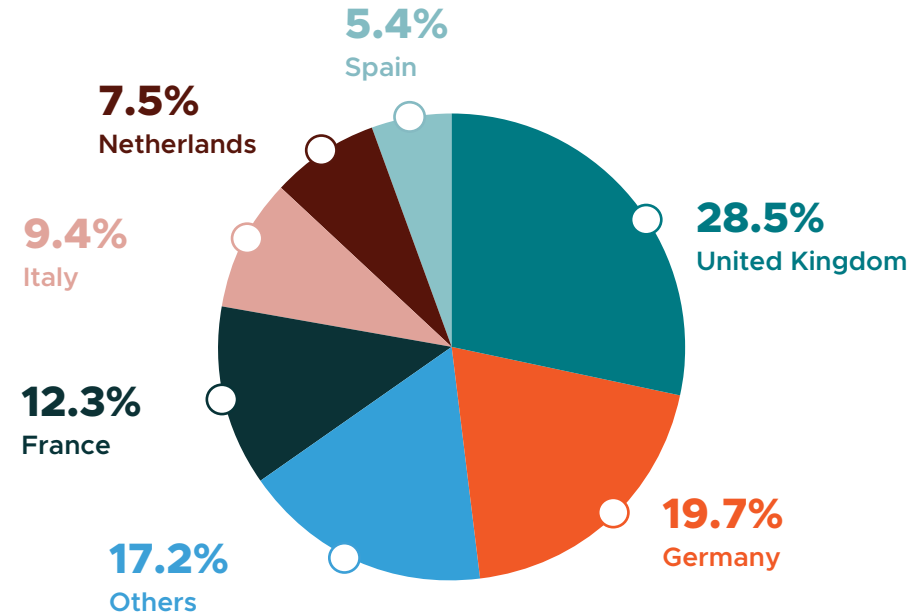


Fig.2. Aerosol production by country (2020)




Fig.3. European production (2020, in '000 000 units)



01
Introduction

02
European
production

03
Production
by country

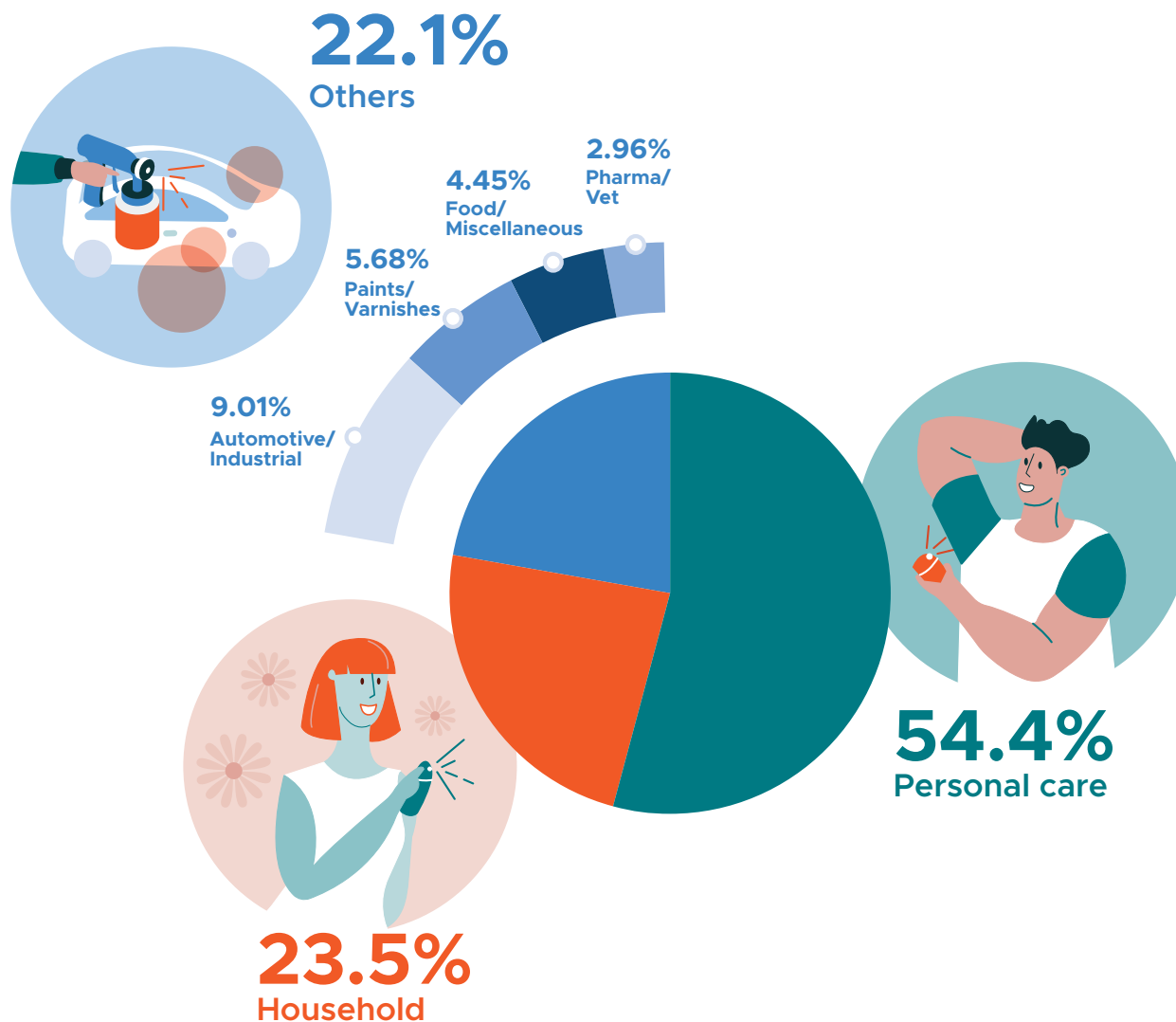
04
Production
by segment

05
Worldwide
production



04. Production by segment

Aerosol containers are primarily made of steel and aluminium whereas glass and plastic containers remain marginal. Cosmetics and household products represent more than three quarter of the European production.





01 Introduction

02 European production

03 Production by country

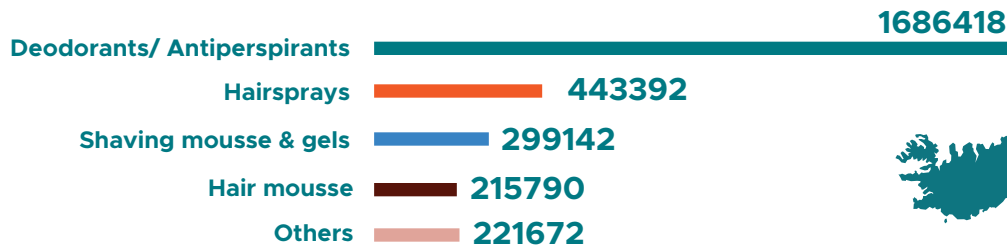
04 Production by segment

05 Worldwide production



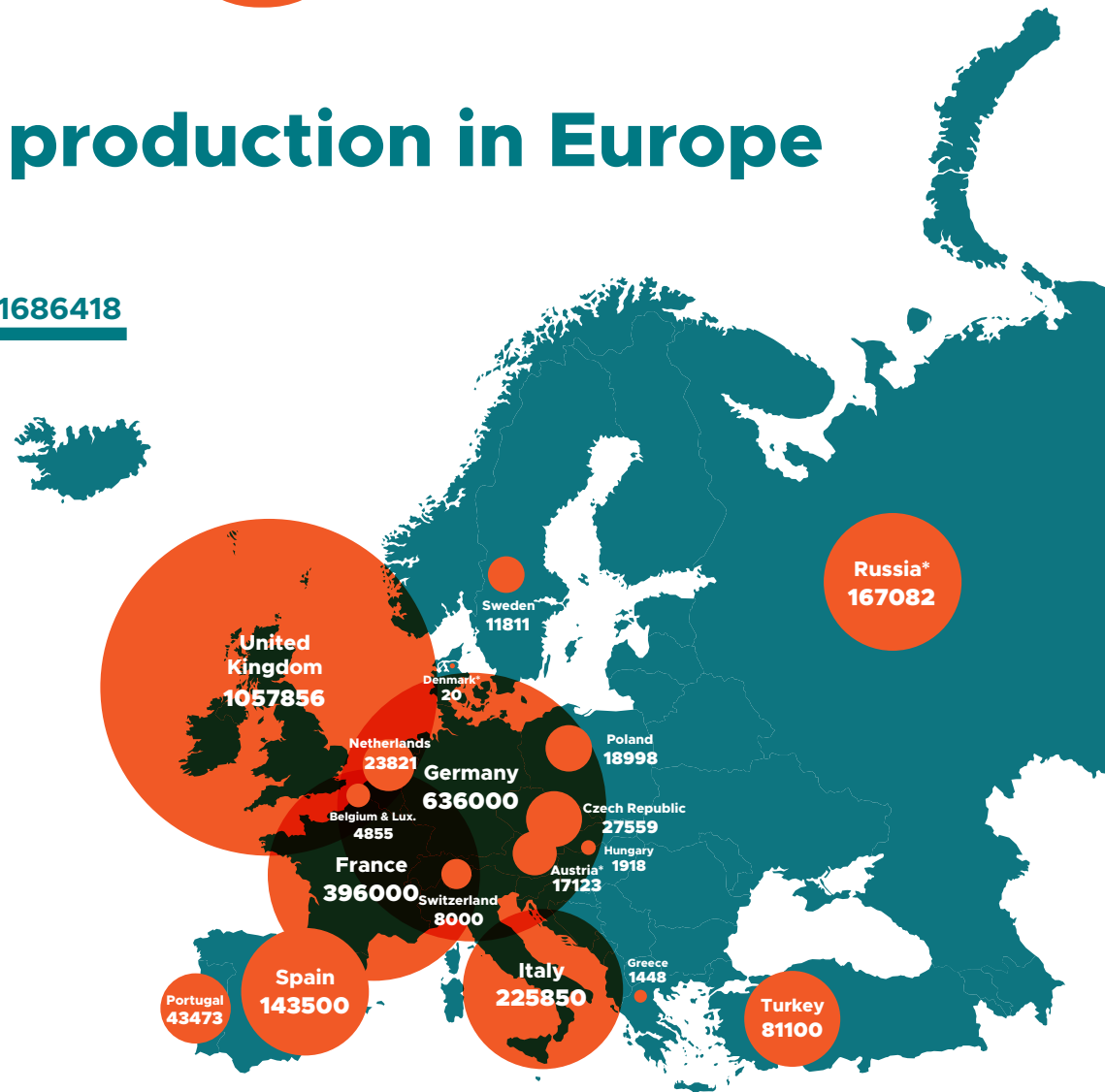
Personal care aerosol production in Europe

(2020, in '000 units)



54.4%
Personal care

*No data available for 2020





01
Introduction

02
European
production

03
Production
by country

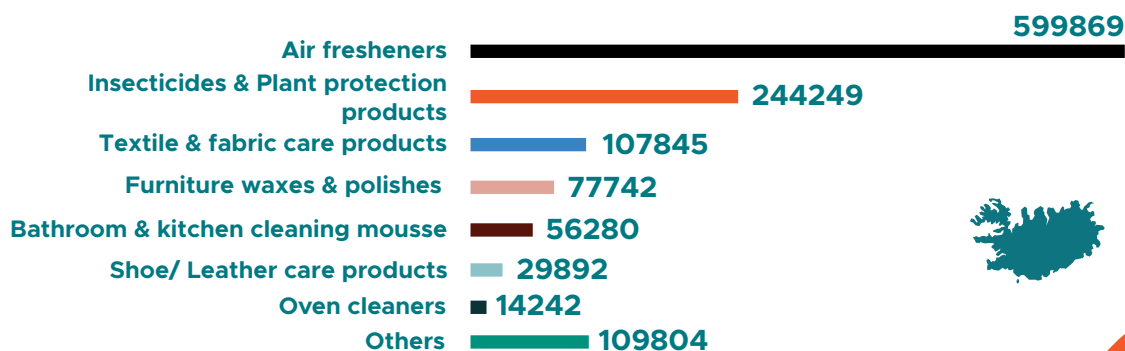
04
Production
by segment

05
Worldwide
production

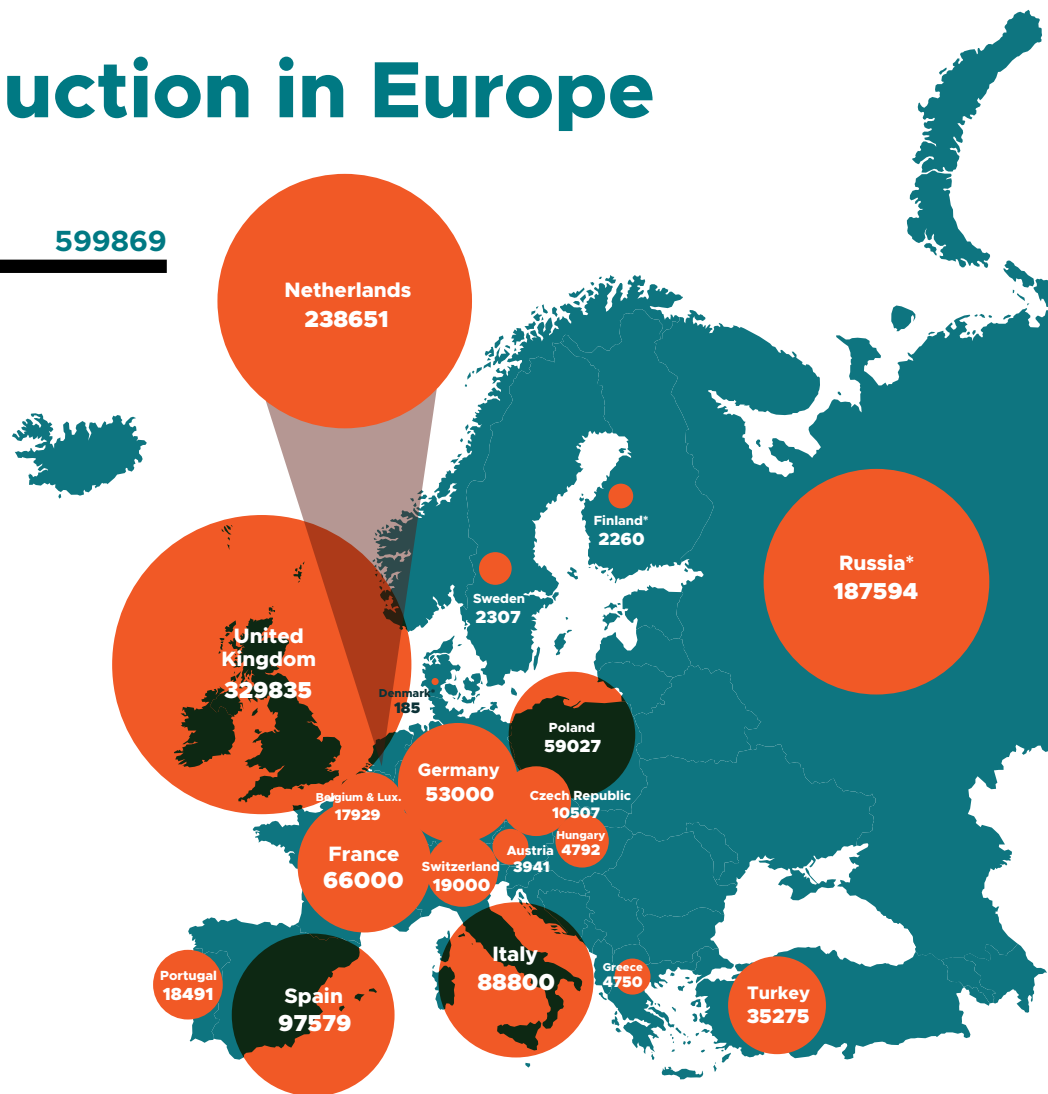


Household aerosol production in Europe

(2020, in '000 units)



23.5%
Household



*No data available for 2020



01 Introduction

02 European production

03 Production by country

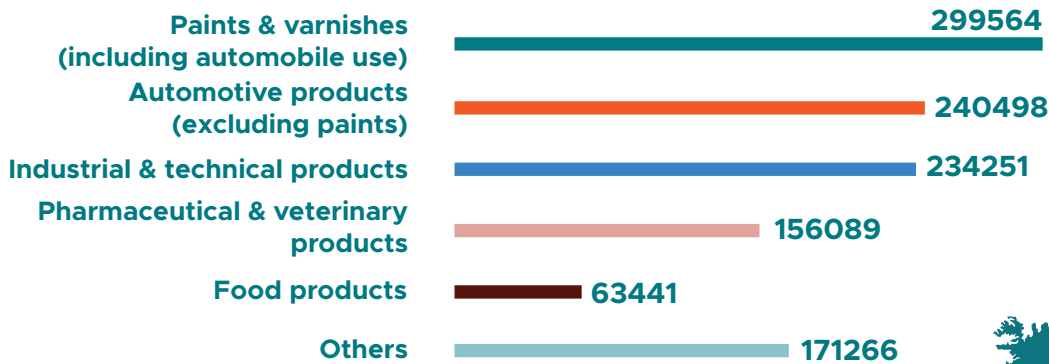
04 Production by segment

05 Worldwide production

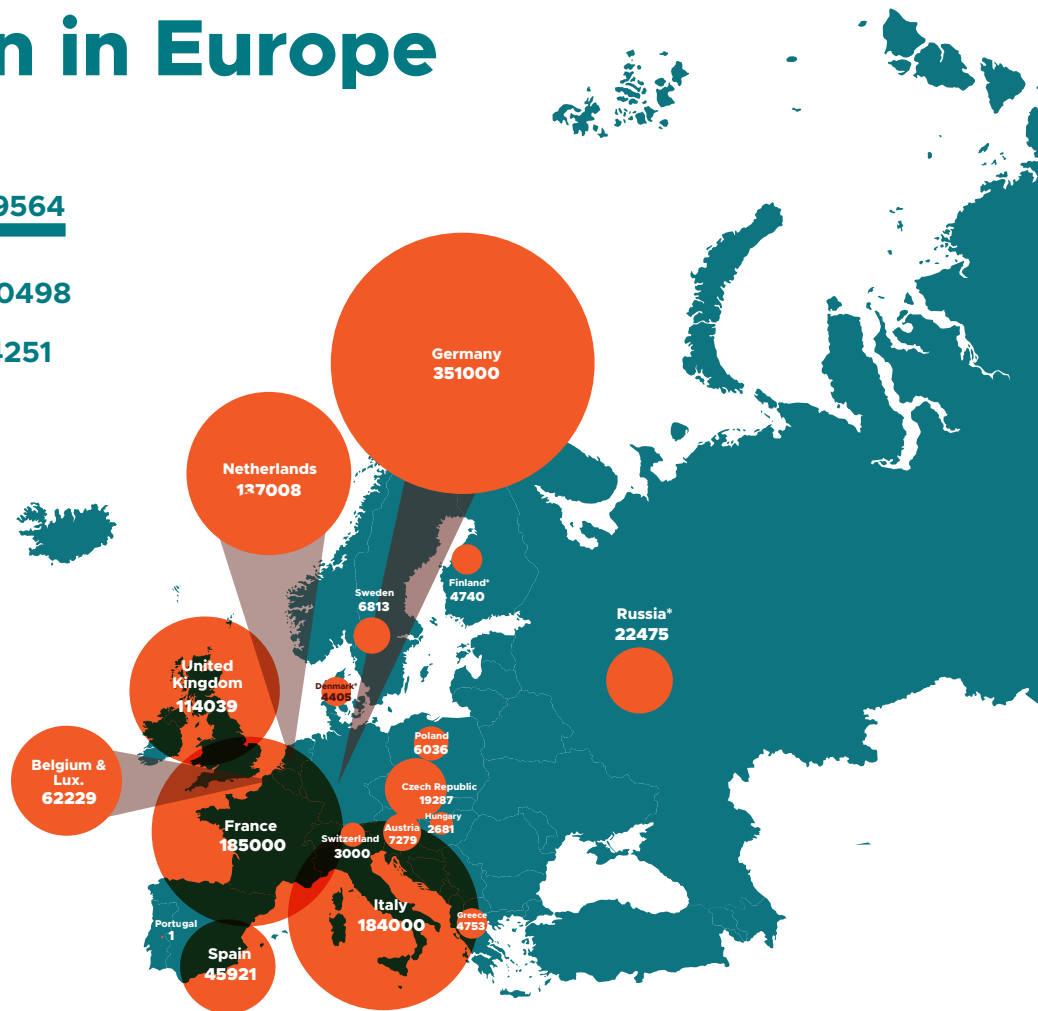


Other aerosol production in Europe

(2020, in '000 units)



22.1%
Others



*No data available for 2020



01
Introduction

02
European
production

03
Production
by country

04
Production
by segment

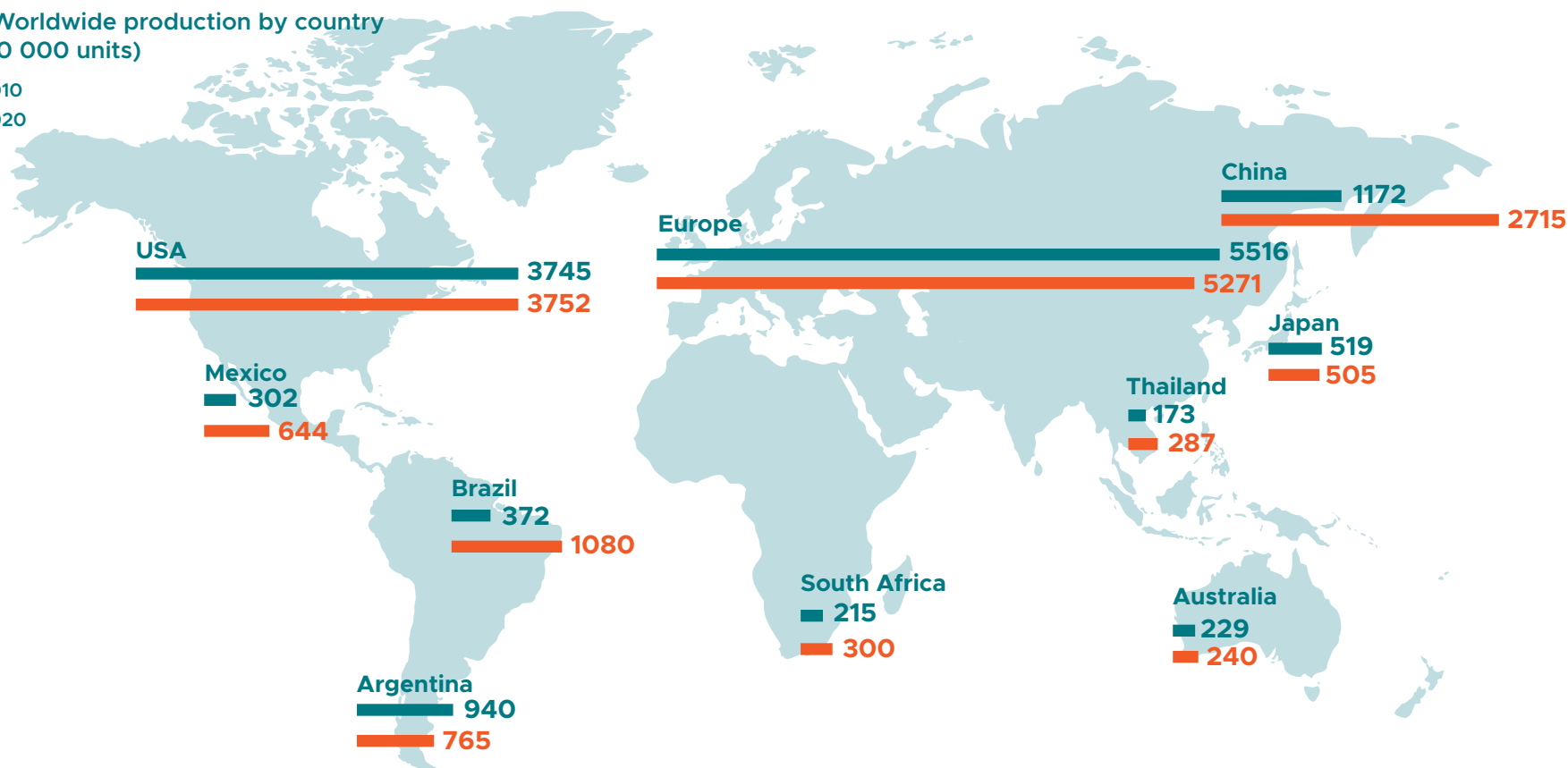
05
Worldwide
production



05. Worldwide aerosol production

Fig.3. Worldwide production by country
(in '000 000 units)

■ 2010
■ 2020





FEA – European Aerosol Federation

165 boulevard du Souverain
1160 Brussels, Belgium

info@aerosol.org
+32(0)2 679 62 80

© FEA 2021.

DISCLAIMER. FEA has prepared this document based on information available, including information derived from public sources that have not been independently verified and therefore, preliminary and subject to change. FEA undertakes no obligation to update or revise the data as to reflect events or circumstances that arise after the date made or to reflect the occurrence of unanticipated events. As such, the actual results achieved may vary significantly from the forecasts.