




# EU aerosol production



# 01. Introduction

The annual data collected from FEA members provides a detailed summary of EU aerosol production by country, segment and type. More than three billion units were produced in the European Union. The report also includes a summary of worldwide production trends.

## ► About us

The FEA (**Fédération Européenne des Aérosols or European Aerosol Federation**) was founded in 1959. It functions as the European voice for the industry and the coordination office for its national associations. The Federation represents today 17 European countries which include more than 300 SMEs and multinationals active in the aerosol industry.

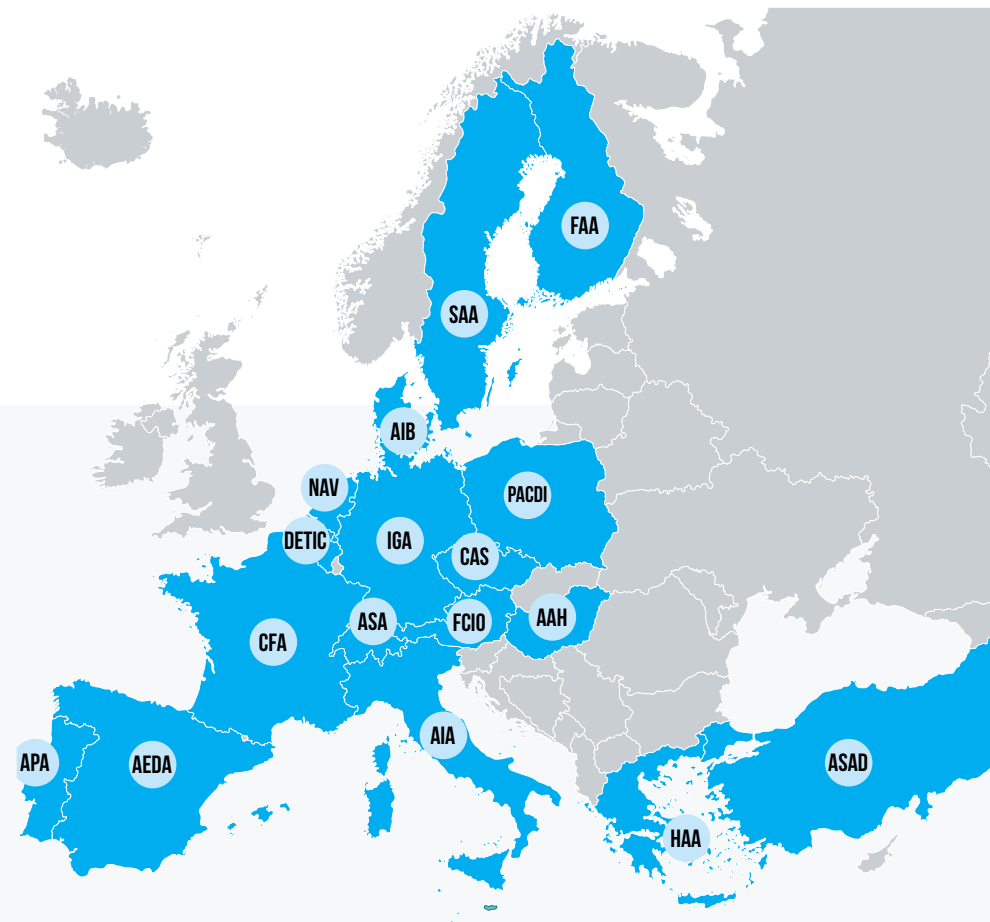
Its activity area is tightly defined and offers unique expertise on aerosol dispensers at the European level on challenging aspects such as flammability, pressure resistance, packaging and components fittings, filling, testing, warehousing, transport, recycling, propellants and solvents.

17

European countries  
which include

+300

companies,  
mostly SMEs



## 02. EU aerosol production

According to reported data, total unit production in the EU increased to over 3.4 billion in 2024, reflecting a return to growth compared to previous years.

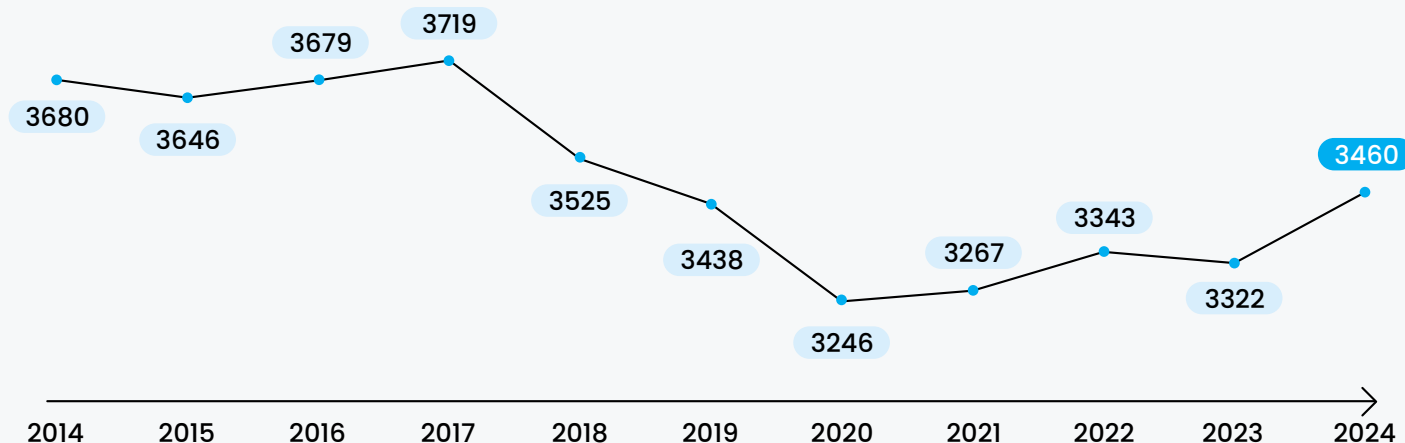
Germany, France and Italy account for over 60% of EU's annual aerosol production across all segments. In collaboration with the Netherlands and Spain, they collectively produced more than 2.9 billion aerosol dispensers in 2024.

Aerosol containers are primarily made of steel and aluminium, whereas glass and plastic containers remain marginal. **Cosmetics and household products represent two-thirds of the EU aerosol production.**

# 3.4 billion

aerosols were produced in the EU in 2024

Fig. 1 EU aerosol production evolution (2014–2024, in '000 000 units)



# 03. Production by country

Fig. 2 EU aerosol production (2024, main countries, in '000 000 units)

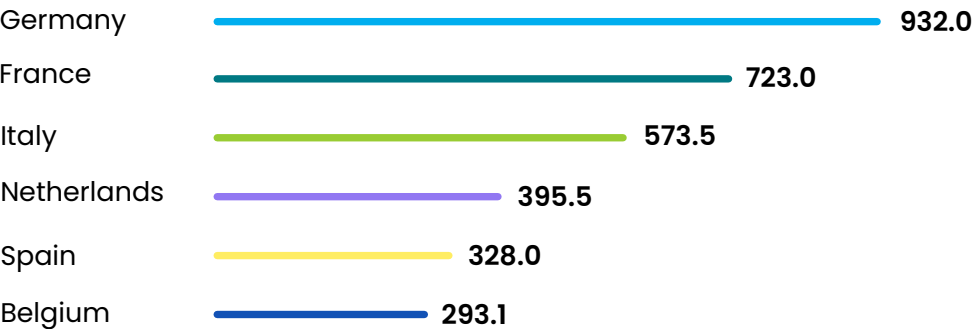
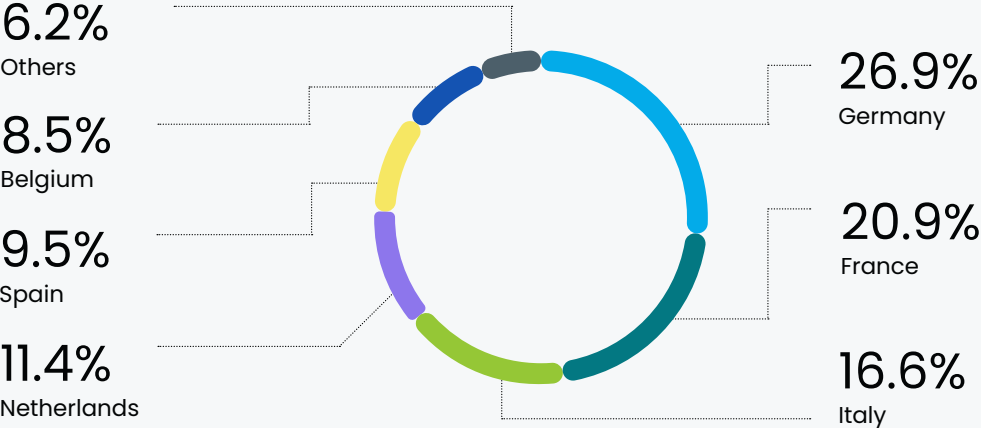


Fig. 3 EU aerosol production (2024, share by country)



## 03. Production by segment



**34.9%**  
Others



**17.3%**  
Household



**47.8%**  
Personal care

**2.2%**  
Pharma / Vet

**8.8%**  
Paints / Varnishes

**10.7%**  
Food / Miscellaneous

**13.2%**  
Automotive / Industrial

Fig. 4 Personal care, household and other aerosol production in the EU (2024, in '000 units)



**47.8%**  
Personal care

Deodorants / Antiperspirants

824,347

Hairsprays

257,213

Hair mousses

167,232

Shaving mousses & gels

103,919

Others

300,452



**34.9%**  
Others

Paints & varnishes<sup>1</sup>

302,999

Food products

266,927

Industrial & technical products

239,398

Automotive products<sup>2</sup>

219,104

Pharmaceutical & veterinary products

77,269

Others

103,061



**17.3%**  
Household

Air fresheners

214,488

Insecticides & plant protection products

136,650

Care products<sup>3</sup>

99,039

Cleaning products

42,997

Others

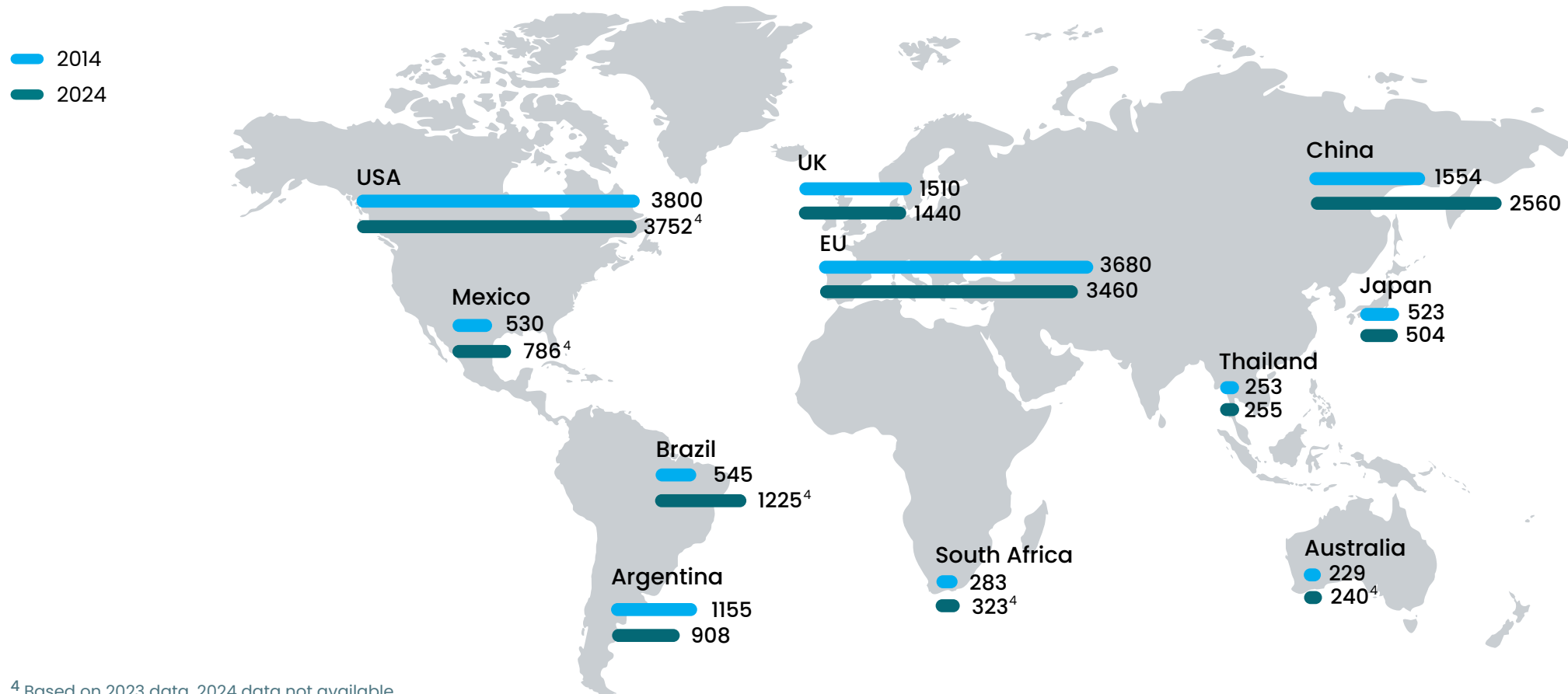
105,427

<sup>1</sup> Including automobile use.

<sup>2</sup> Excluding paints

<sup>3</sup> Fabric, furniture, leather, shoe, textile.

## 04. Worldwide production



<sup>4</sup> Based on 2023 data. 2024 data not available.



## FEA – European Aerosol Federation

165 boulevard du Souverain  
1160 Brussels, Belgium

+32(0)2 679 62 80

[info@aerosol.org](mailto:info@aerosol.org)

